

○ MUSIC city COUNSELOR

Thank you for
your purchase!



I so appreciate when you take the time to leave feedback on your purchases on my TpT store! It helps my small business grow and earns you credits towards future purchases!

★★★★★ Extremely satisfied

let's connect!



For helpful ideas and free resources, please check out my website!

○

www.musiccitycounselor.com

ASCA Mindsets & Behaviors:

Category 1: Mindset Standards

- M1. Belief in development of whole self, including a healthy balance of mental, social-emotional, and physical well-being.

Category 2: Behavior Standards

- B-SS 4: Demonstrate empathy.
- B-SS 5: Demonstrate ethical decision-making and social responsibility.

Directions:

This lesson will take approximately 45 minutes to teach.

Recommended Sequence:

1. Review the PowerPoint or digital for Google Slides presentation.
2. Review the Pieces of Me visual aid puzzle pieces or poster.
Use them to generate small or large group discussion.
3. Complete one of the Pieces of Me template worksheets (multiple versions included), the mini coloring book, or the make your own puzzle.

Presentation:

This lesson teaches students all about the many "Pieces of Me" – the eight parts of our identity that make us special and unique. Each slide focuses on one of the eight "pieces" of our us that fit perfectly together to form who we are. eight "pieces" of our identity that fit perfectly together to form who we are. I would encourage students to share about the different pieces of them as you review each puzzle piece. The final slide includes 6 discussion questions that students can share either with a partner, with the whole class, or both.

Puzzle Piece Visual Aid

The puzzle pieces visual aids can be used in many ways. They can generate small or large group discussion with students by prompting discussion on each of the pieces of me. Or they could be played with like a puzzle in small groups or with individual students.

Directions Cont.:

Make Your Own Puzzle

Students can use the black/white puzzle pieces to decorate and make their own puzzle. They can draw pictures and write words to describe each piece of them. Then, they can form the puzzle and glue it to a piece of construction paper, or just keep the puzzle pieces separate to play with.

Pieces of Me Template Worksheets:

The Pieces of Me Template Worksheet includes 24 different versions – each with a different clipart kid in the middle. I included a variety of images so that children could find a face that looks like them. You can choose to print all 24 versions and let students choose which one they prefer, print out a few and offer choices, or just print out a girl and boy version and let students choose between those.

Students first write their name on the line in the middle puzzle piece and color the clipart face to look like them. Then, they write and/or draw pictures in each puzzle piece to describe themselves and explore their identity.

Pieces of Me Mini Coloring Book:

The mini book is a half-sheet to save paper, so please print one page per every two students, and print it double-sided if you can (to further save paper!). Please cut the book down the middle and staple it together at the top. The mini book includes a title page and then a page for students to draw a picture of them inside of the picture frame. Next, each page focuses on one of the eight “pieces of me.” Students can draw a picture inside of the puzzle piece and write words on the lines to describe each piece of them and explore their identity.

Poster

The **PIECES** of Me

MUSIC CITY COUNSELOR

Family



Culture



Traditions



Language



Skin Color



Abilities



Beliefs



Talents



Sample Puzzle Pieces, Visual Aid

FAMILY



TRADITIONS



CULTURE



LANGUAGE




**THE PIECES
OF
ME**

TALENTS






BELIEFS



Make Your Own Puzzle

FAMILY

TRADITIONS




CULTURE

LANGUAGE

A large puzzle piece with a human silhouette cutout. The text "THE PIECES OF ME" is written inside the top part of the piece, and "TALENTS" is written inside the bottom part. The piece is white with a black outline.

THE PIECES
OF
ME

TALENTS



SKIN COLOR

ABILITIES



BELIEFS

Pieces of Me Template Worksheet

(24 clipart options!)

The PIECES of ME

Write your name on the line in the middle puzzle piece and color the face to look like you. Then, draw and write about each piece of you.

Family

Culture

Traditions

Language

Skin Color

Abilities

Talents

Beliefs



The PIECES of ME

Write your name on the line in the middle puzzle piece and color the face to look like you. Then, draw and write about each piece of you.

Family

Culture

Traditions


Language

Skin Color

Abilities

Talents

Beliefs



The **PIECES** of ME

Write your name on the line in the middle puzzle piece and color the face to look like you. Then, draw and write about each piece of you.

Family

Culture

Traditions


Language

Skin Color

Abilities

Talents

Beliefs



The PIECES of ME

Write your name on the line in the middle puzzle piece and color the face to look like you. Then, draw and write about each piece of you.

Family

Culture

Traditions

Language

Skin Color

Abilities

Talents

Beliefs



The PIECES of ME

Write your name on the line in the middle puzzle piece and color the face to look like you. Then, draw and write about each piece of you.

Family

Culture

Traditions


Language

Skin Color

Abilities

Talents

Beliefs



The PIECES of ME

Write your name on the line in the middle puzzle piece and color the face to look like you. Then, draw and write about each piece of you.

Family

Culture

Traditions

Language

Skin Color

Abilities

Talents

Beliefs



The PIECES of ME

Write your name on the line in the middle puzzle piece and color the face to look like you. Then, draw and write about each piece of you.

Family

Culture

Traditions


Language

Skin Color

Abilities

Talents

Beliefs



The **PIECES** of ME

Write your name on the line in the middle puzzle piece and color the face to look like you. Then, draw and write about each piece of you.

Family

Culture

Traditions

Language

Skin Color

Abilities

Talents

Beliefs

The PIECES of ME

Write your name on the line in the middle puzzle piece and color the face to look like you. Then, draw and write about each piece of you.

Family

Culture

Traditions


Language

Skin Color

Abilities

Talents

Beliefs



The **PIECES** of ME

Write your name on the line in the middle puzzle piece and color the face to look like you. Then, draw and write about each piece of you.

Family

Culture

Traditions


Language

Skin Color

Abilities

Talents

Beliefs



The **PIECES** of ME

Write your name on the line in the middle puzzle piece and color the face to look like you. Then, draw and write about each piece of you.

Family

Culture

Traditions

Language

Skin Color

Abilities

Talents

Beliefs



The PIECES of ME

Write your name on the line in the middle puzzle piece and color the face to look like you. Then, draw and write about each piece of you.

Family

Culture

Traditions

Language

Skin Color

Abilities

Talents

Beliefs

The **PIECES** of ME

Write your name on the line in the middle puzzle piece and color the face to look like you. Then, draw and write about each piece of you.

Family

Culture

Traditions


Language

Skin Color

Abilities

Talents

Beliefs



The PIECES of ME

Write your name on the line in the middle puzzle piece and color the face to look like you. Then, draw and write about each piece of you.

Family

Culture

Traditions


Language

Skin Color

Abilities

Talents

Beliefs



The PIECES of ME

Write your name on the line in the middle puzzle piece and color the face to look like you. Then, draw and write about each piece of you.

Family

Culture

Traditions


Language

Skin Color

Abilities

Talents

Beliefs



The PIECES of ME

Write your name on the line in the middle puzzle piece and color the face to look like you. Then, draw and write about each piece of you.

Family

Culture

Traditions


Language

Skin Color

Abilities

Talents

Beliefs



The **PIECES** of ME

Write your name on the line in the middle puzzle piece and color the face to look like you. Then, draw and write about each piece of you.

Family

Culture

Traditions


Language

Skin Color

Abilities

Talents

Beliefs



The **PIECES** of ME

Write your name on the line in the middle puzzle piece and color the face to look like you. Then, draw and write about each piece of you.

Family

Culture

Traditions

Language

Skin Color

Abilities

Talents

Beliefs



The PIECES of ME

Write your name on the line in the middle puzzle piece and color the face to look like you. Then, draw and write about each piece of you.

Family

Culture

Traditions

Language

Skin Color

Abilities

Talents

Beliefs

The **PIECES** of ME

Write your name on the line in the middle puzzle piece and color the face to look like you. Then, draw and write about each piece of you.

Family

Culture

Traditions

Language

Skin Color

Abilities

Talents

Beliefs



The PIECES of ME

Write your name on the line in the middle puzzle piece and color the face to look like you. Then, draw and write about each piece of you.

Family

Culture

Traditions

Language

Skin Color

Abilities

Talents

Beliefs

The PIECES of ME

Write your name on the line in the middle puzzle piece and color the face to look like you. Then, draw and write about each piece of you.

Family

Culture

Traditions


Language

Skin Color

Abilities

Talents

Beliefs



The **PIECES** of ME

Write your name on the line in the middle puzzle piece and color the face to look like you. Then, draw and write about each piece of you.

Family

Culture

Traditions

Language

Skin Color

Abilities

Talents

Beliefs



The PIECES of ME

Write your name on the line in the middle puzzle piece and color the face to look like you. Then, draw and write about each piece of you.

Family

Culture

Traditions


Language

Skin Color

Abilities

Talents

Beliefs



**Make Your
Own Puzzle!**



Family

Culture

Language

The Pieces
of Me


Beliefs



Pieces of Me Mini Book


Name: _____

The PIECES of ME



Name: _____

The PIECES of ME





This is me.


There are many
pieces of me.
And they all fit
together
perfectly.




This is me.

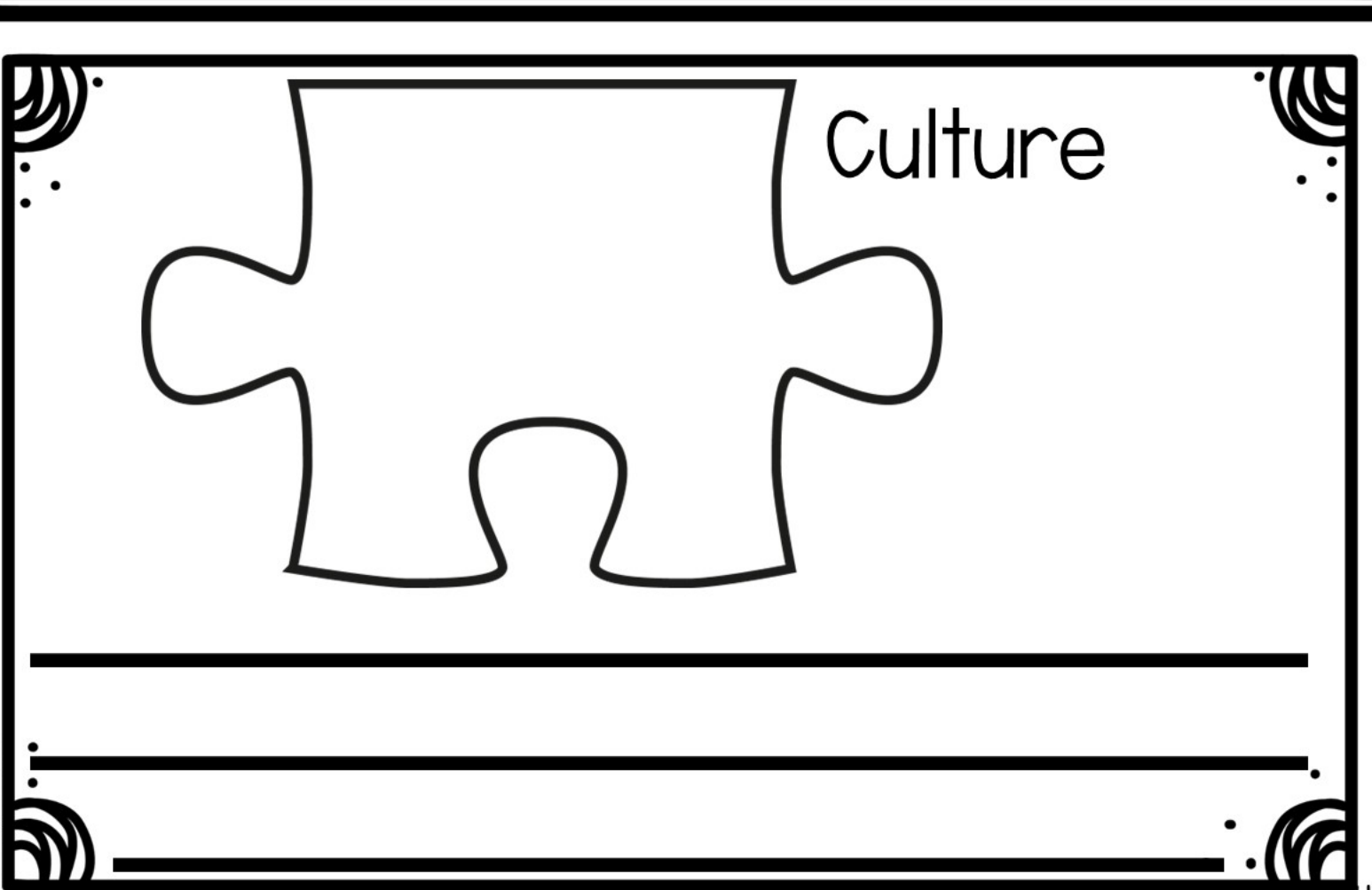
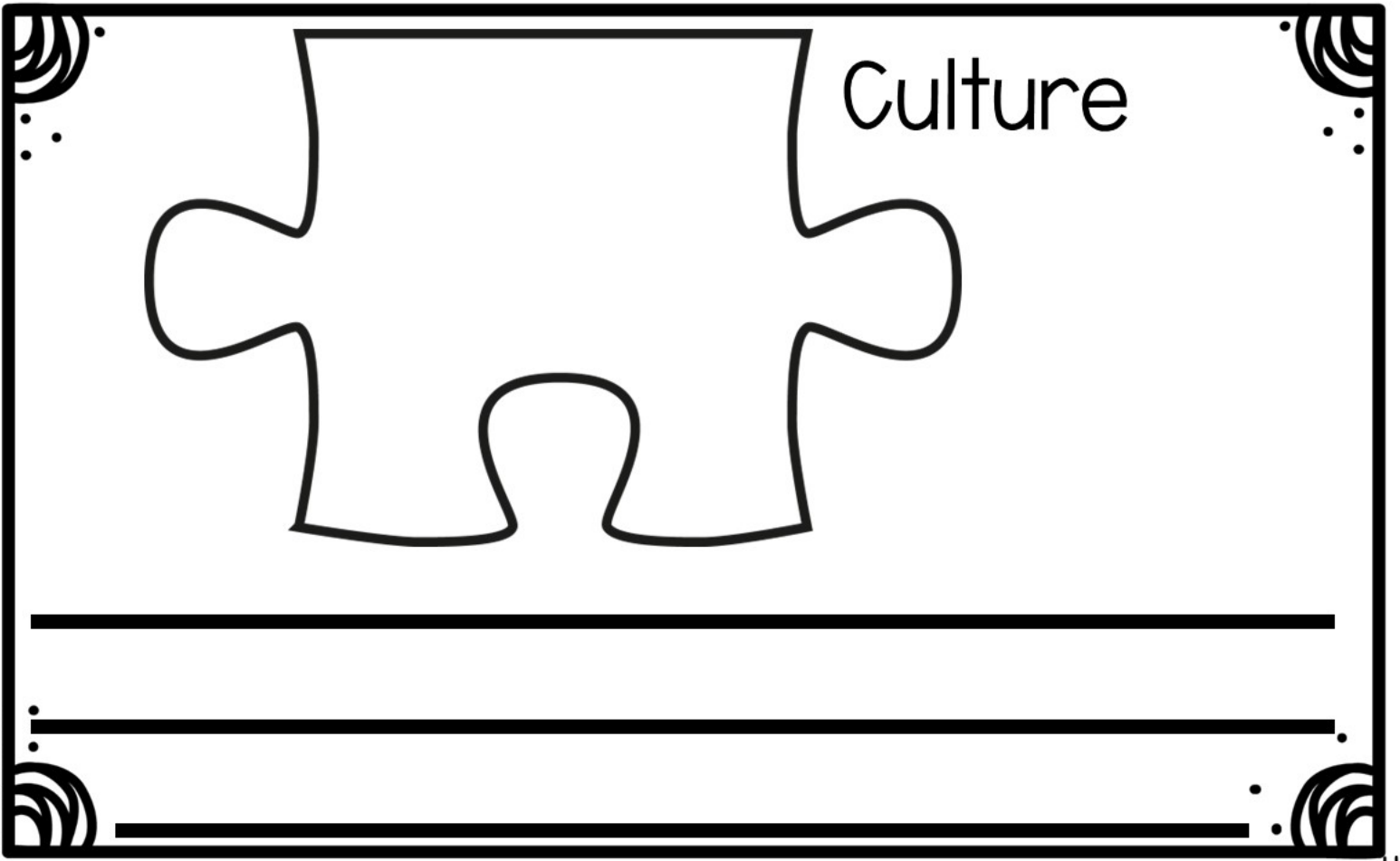
There are many
pieces of me.
And they all fit
together
perfectly.

Family




Family







Traditions




Traditions




Language




Language



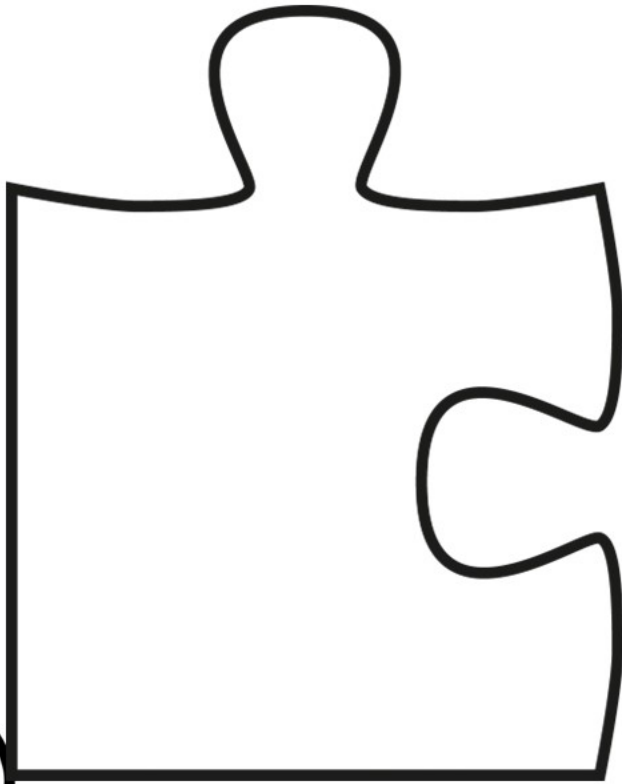
Skin Color



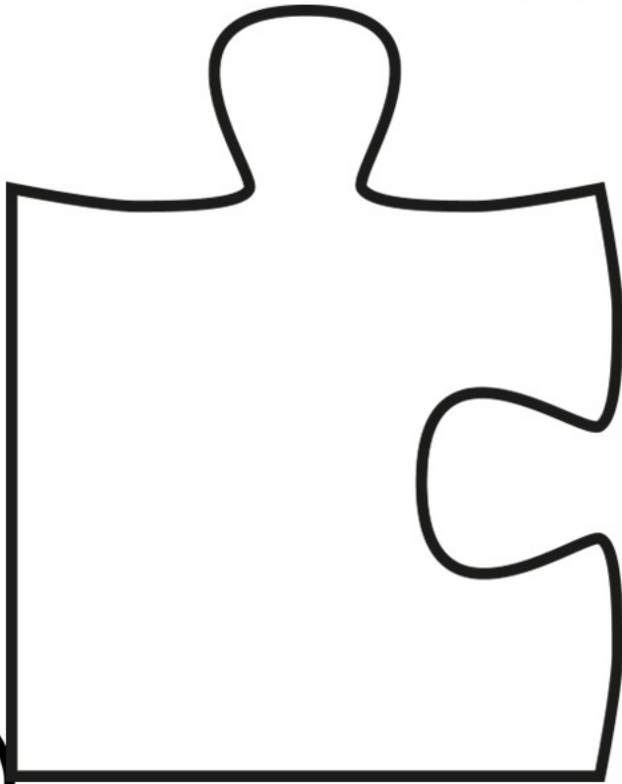
Skin Color



Abilities



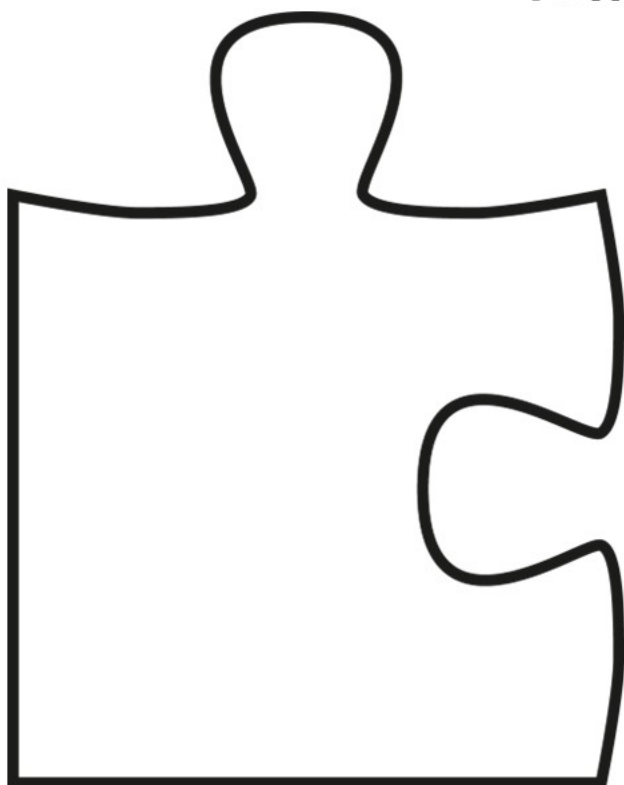
Abilities



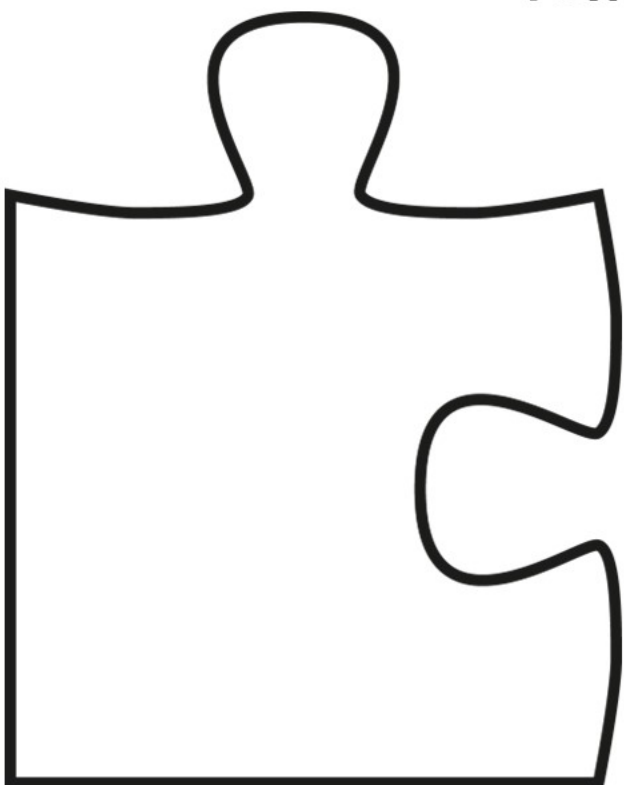
Beliefs

Beliefs

Talents



Talents



TERMS OF USE:

YOU MAY...

- Make copies for the purchaser's classroom AND share copies with other educators within their school building
- Reference (without distribution) this product in blog posts, seminars, professional development workshops, or other such venues provided there is both credit given to myself as the author and a link back to my TpT store included in the post/presentation

YOU MAY NOT...

- Claim the work as your own, alter the files in any way, or remove/attempt to remove the copyright
- Share this product with educators outside of your school building
- Repackage, sell, or giveaway this product to others
- Offer to share this product anywhere on the internet as a download or copy



Please contact me any time at laura@musiccitycounselor.com with questions, suggestions, resource requests, or comments! I'd love to hear from you!

This resource was made possible by:

